




No Greater Love

Dominique Okonkwo

Activity Kit

SPOT & CIRCLE THE DIFFERENCES



"For ever since the world was created, people have seen the earth and sky. Through everything God made, they can clearly see his invisible qualities—his eternal power and divine nature. So they have no excuse for not knowing God."

Romans 1:20

Prayer Time

MY PRAYER LIST

Check when
Answered

1. _____
2. _____
3. _____
4. _____
5. _____
6. _____
7. _____
8. _____
9. _____
10. _____



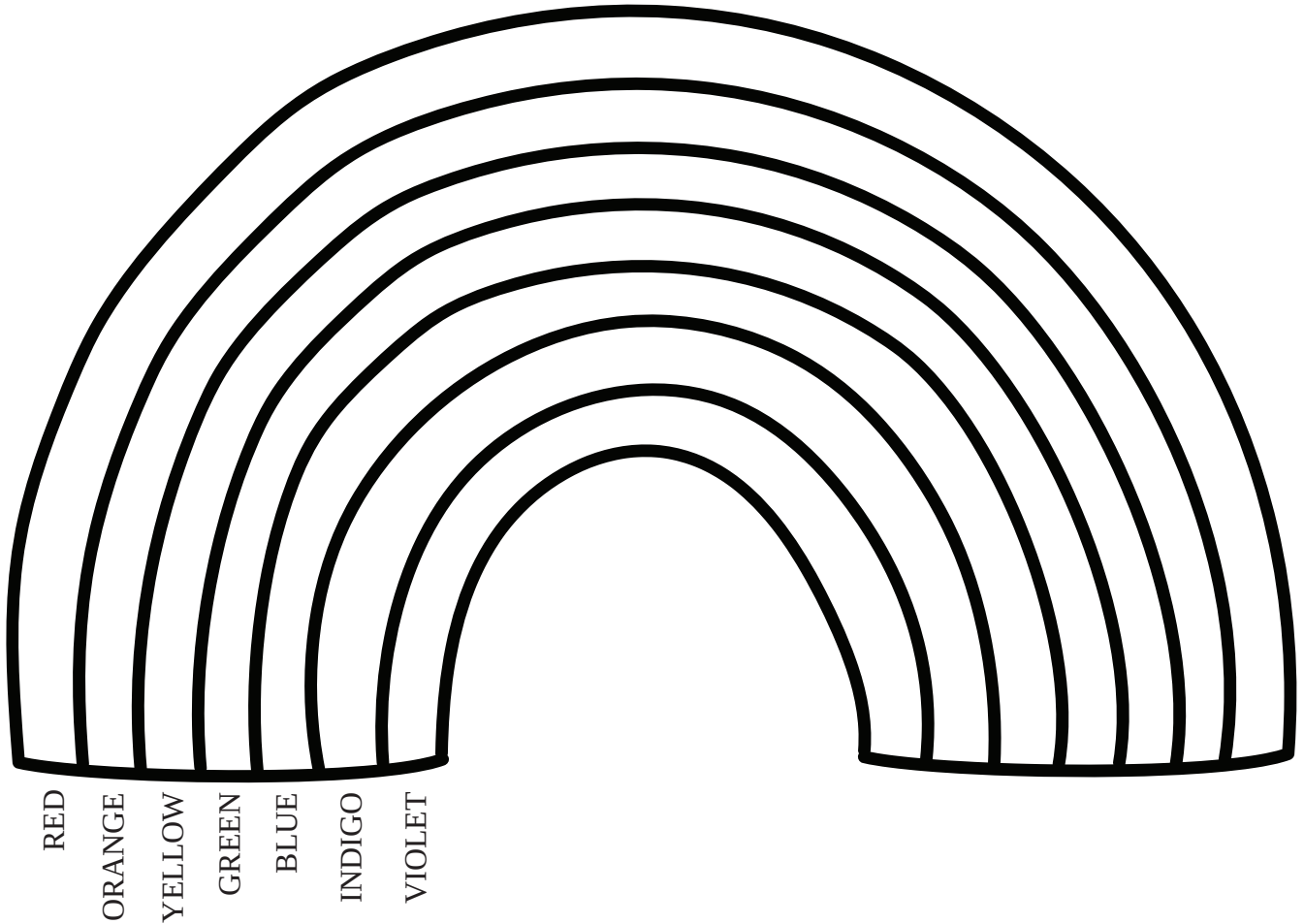
"Do not be anxious about anything, but in everything by prayer and supplication with thanksgiving let your requests be made known to God."

Philippians 4:6

God's Rainbow

COLOR THE RAINBOW

Did you know that after the flood, God made a promise with Noah to never flood the entire earth again? Color the rainbow to remember God's mercy and promise.



"I have set my rainbow in the clouds, and it will be the sign of the covenant between me and the earth."

Genesis 9:13

Who Do You Love?

SELF PORTRAIT

Draw a self portrait of you and the people you love most in the world.



Call Them by Name

Draw a line from the correct “baby” animal to the corresponding “adult” animal.

Duckling

Swan

Poult

Deer

Foal

Dog

Joey

Cow



Puppy

Horse

Eaglet

Sheep

Cygnet

Goat

Chick

Kangaroo

Owlet

Pig

Calf

Duck

Fledgling

Goose

Lamb

Eagle

Piglet

Owl



Gosling

Swallow

Kid


Turkey

Fawn

Flamingo

Serving Others

Help the man through the maze to the bench.



Want S'more?

SHARE A FAMILY FUN ACTIVITY - MAKE S'MORES!

Ingredients

Graham crackers

Marshmallows

Chocolate bars (milk chocolate works well)

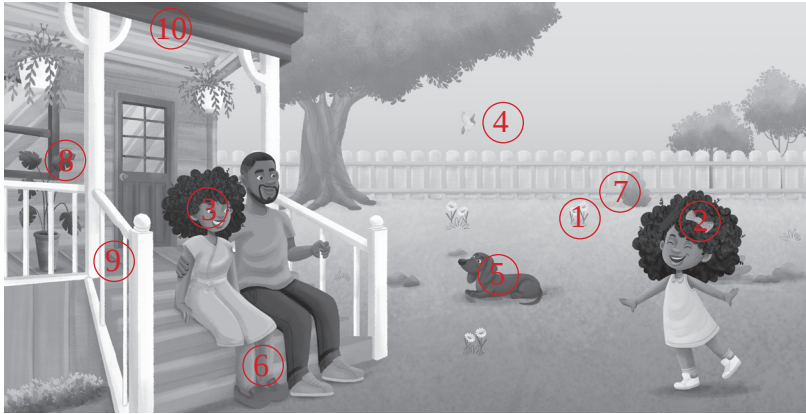
Instructions

- 1. Prepare the fire:** If you're outdoors, start a campfire. If indoors, preheat your oven to broil setting or use a stovetop flame or grill.
- 2. Prepare the graham crackers:** Break the graham crackers into squares and then split them in half so you have two rectangles. Place them on a tray or plate.
- 3. Assemble the s'mores:** Take one half of a graham cracker and place a piece of chocolate on it. Then, roast a marshmallow over the fire until it's golden brown and soft. Be careful not to let it catch fire. If using an oven, place the marshmallow on a baking sheet lined with parchment paper and broil for a few seconds until it's golden brown.
- 4. Complete the sandwich:** Once the marshmallow is toasted, place it on top of the chocolate. Quickly place the other half of the graham cracker on top of the marshmallow and gently press down to sandwich everything together.
- 5. Enjoy:** Let the s'more sit for a few seconds to allow the chocolate to melt slightly, then enjoy your delicious treat!



ANSWER KEY

SPOT & CIRCLE THE DIFFERENCES



1. Added flower
2. Hair ribbon moved
3. No earrings
4. Removed one bird
5. Dog facing other way
6. Shoe color changed
7. One shrub removed
8. Houseplant missing leaf
9. Spindle on railing removed
10. Wind chime removed

CALL THEM BY NAME



SERVING OTHERS - MAZE

